

G-Series Accessory Kits

All G-Series accessory kits are pre-packaged for easy installation at the jobsite

G-Series Tray Slide & Shelf Versatility Chart

#1 TYPE TRAY SLIDES (as supplied with TK1 accessory kits)*	SPACING			
	2"	3"	4"	5"
Behind full height door - All models (see below)	28	19	14	11
Behind upper half height door - All models (see below)	13	9	7	5
Behind lower half height door - All models	13	9	7	5

#4 TYPE TRAY SLIDES (as supplied with TK2 accessory kits)*	1-1/2" SPACING
Behind full height door - All models (see below)	38
Behind upper half height door - All models (see below)	18
Behind lower half height door - All models	18

UNIVERSAL TRAY SLIDES (as supplied with TK4 accessory kits)*	SPACING		
	4"	5"	6"
Behind full height door - All models (see below)	14	11	9
Behind upper half height door - All models (see below)	7	5	4
Behind lower half height door - All models	6	4	4

EPOXY OR CHROME PLATED SHELVES	Shelf Capacity	
	Std.	Max.
Behind one full height door when mounted on standard shelf pins	3	9
Behind two half height doors when mounted on standard shelf pins	3	8
Behind one full height door when mounted on optional pilasters	3	13 (@ 4" spacing)
Behind two half height doors when mounted on optional pilasters	3	12 (@ 4" spacing)

IMPORTANT G-SERIES INTERIOR ARRANGEMENT NOTES:

- The above quantities reflect those possible with G-Series units built after December 2006. For maximum tray slide and shelf quantities possible for models built prior to Jthat date please contact the factory.
- The above quantities represent the maximum amount of tray slides recommended by Traulsen to achieve best air circulation and refrigeration performance.

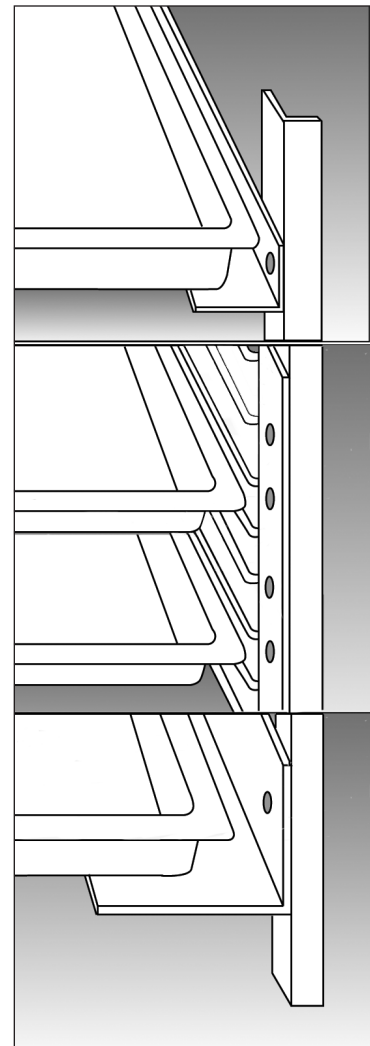


Tray Slide Descriptions

#1 TYPE TRAY SLIDE
16 ga. Stainless Steel Angle
Type For Bottom Support Of:
(1) 18" x 26" Pan
or
(2) 14" x 18" Pans

#4 TYPE TRAY SLIDE
Chrome Plated Steel Rod
Type For Rim Support Of:
(1) 18" x 26" Pan
*Please note that one pair of
#4 tray slides accommodates
one half section.

UNIVERSAL TRAY SLIDE
16 ga. Stainless Steel Angle
Type For Bottom Support Of:
(1) 18" x 26" Pan or
(2) 14" x 18" Pans or
(2) 12" x 20" Pans



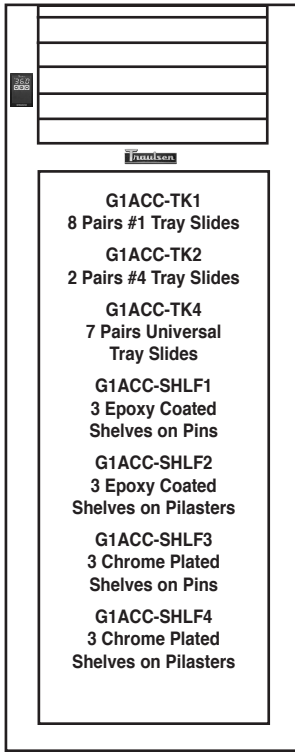
TRAUlsen
4401 BLUE MOUND RD.
PHONE 1 (800) 825-8220
Website: www.traulsen.com

FT. WORTH, TX 76106
FAX-MKTG. 1 (817) 624-4302

G-Series Accessory Kits

Using Traulsen's convenient optional accessory kits it is possible for you to complete your G-Series Reach-In model just the way needed. Choose from among our wide array of interior and support arrangements. Each kit includes all necessary mounting hardware except where noted.

For All One Section Models



G1ACC-TK1
8 Pairs #1 Tray Slides

G1ACC-TK2
2 Pairs #4 Tray Slides

G1ACC-TK4
7 Pairs Universal Tray Slides

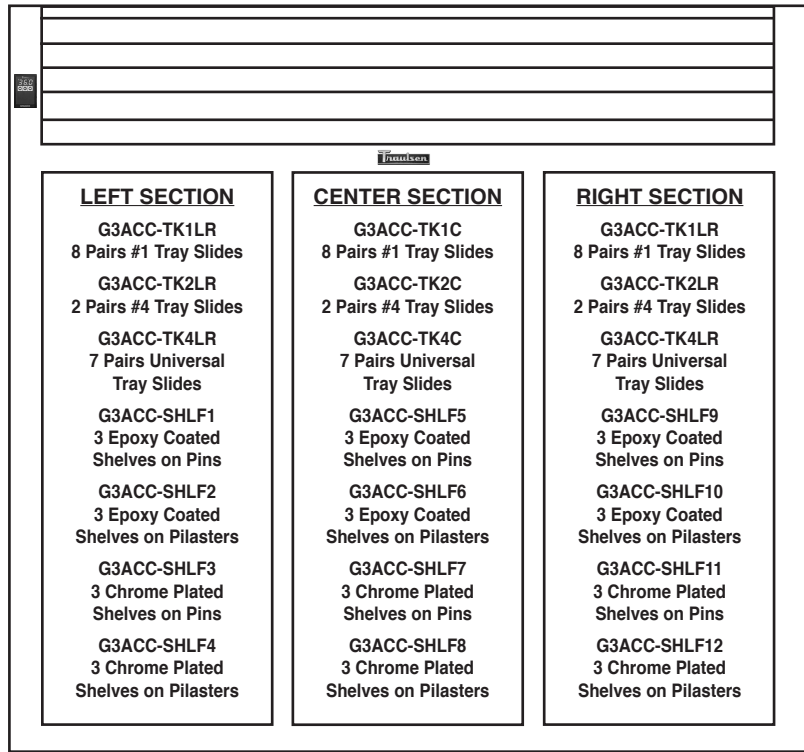
G1ACC-SHLF1
3 Epoxy Coated Shelves on Pins

G1ACC-SHLF2
3 Epoxy Coated Shelves on Pilasters

G1ACC-SHLF3
3 Chrome Plated Shelves on Pins

G1ACC-SHLF4
3 Chrome Plated Shelves on Pilasters

For All Three Section Models



LEFT SECTION	CENTER SECTION	RIGHT SECTION
G3ACC-TK1LR 8 Pairs #1 Tray Slides	G3ACC-TK1C 8 Pairs #1 Tray Slides	G3ACC-TK1LR 8 Pairs #1 Tray Slides
G3ACC-TK2LR 2 Pairs #4 Tray Slides	G3ACC-TK2C 2 Pairs #4 Tray Slides	G3ACC-TK2LR 2 Pairs #4 Tray Slides
G3ACC-TK4LR 7 Pairs Universal Tray Slides	G3ACC-TK4C 7 Pairs Universal Tray Slides	G3ACC-TK4LR 7 Pairs Universal Tray Slides
G3ACC-SHLF1 3 Epoxy Coated Shelves on Pins	G3ACC-SHLF5 3 Epoxy Coated Shelves on Pins	G3ACC-SHLF9 3 Epoxy Coated Shelves on Pins
G3ACC-SHLF2 3 Epoxy Coated Shelves on Pilasters	G3ACC-SHLF6 3 Epoxy Coated Shelves on Pilasters	G3ACC-SHLF10 3 Epoxy Coated Shelves on Pilasters
G3ACC-SHLF3 3 Chrome Plated Shelves on Pins	G3ACC-SHLF7 3 Chrome Plated Shelves on Pins	G3ACC-SHLF11 3 Chrome Plated Shelves on Pins
G3ACC-SHLF4 3 Chrome Plated Shelves on Pilasters	G3ACC-SHLF8 3 Chrome Plated Shelves on Pilasters	G3ACC-SHLF12 3 Chrome Plated Shelves on Pilasters

Add Additional Shelves, Tray Slides or Legs (mounting hardware not included)

Accessory Kits for All One Section G-Series Models

- G1ACC-SHLF5** 1 Epoxy Coated Shelf with Pins & Clips
G1ACC-SHLF6 1 Chrome Plated Shelf with Pins & Clips

Accessory Kits for All Two Section G-Series Models

- G2ACC-SHLF9** 1 Epoxy Coated Shelf with Pins & Clips for Left Section
G2ACC-SHLF10 1 Chrome Plated Shelf with Pins & Clips for Left Section
G2ACC-SHLF11 1 Epoxy Coated Shelf with Pins & Clips for Right Section
G2ACC-SHLF12 1 Chrome Plated Shelf with Pins & Clips for Right Section

Accessory Kits for All Three Section G-Series Models


- G3ACC-SHLF13** 1 Epoxy Coated Shelf with Pins & Clips for Left Section
G3ACC-SHLF14 1 Chrome Plated Shelf with Pins & Clips for Left Section
G3ACC-SHLF15 1 Epoxy Coated Shelf with Pins & Clips for Center Section
G3ACC-SHLF16 1 Chrome Plated Shelf with Pins & Clips for Center Section
G3ACC-SHLF17 1 Epoxy Coated Shelf with Pins & Clips for Right Section
G3ACC-SHLF18 1 Chrome Plated Shelf with Pins & Clips for Right Section

Other Accessory Kits for All G-Series Models

- GSACC-LEGS** Set of Four 6" High Legs
GSACC-CK3 Set of Four 4-5/8" High Casters
GSACC-#1TS 1 Pair #1 Type Tray Slides
GSACC-#4TS 1 Pair #4 Type Tray Slides
GSACC-UVTS 1 Pair Universal Type Tray Slides
GSACC-PLSTS Mounting Hardware for Shelves on Pilasters & Clips*

* Includes the mounting hardware only to allow the use of the existing shelving to replace the standard shelf pin arrangement of any model/section G-Series unit to have pilasters and clips instead.

For All Two Section Models



LEFT SECTION	RIGHT SECTION
G2ACC-TK1LR 8 Pairs #1 Tray Slides	G2ACC-TK1LR 8 Pairs #1 Tray Slides
G2ACC-TK2LR 2 Pairs #4 Tray Slides	G2ACC-TK2LR 2 Pairs #4 Tray Slides
G2ACC-TK4LR 7 Pairs Universal Tray Slides	G2ACC-TK4LR 7 Pairs Universal Tray Slides
G2ACC-SHLF1 3 Epoxy Coated Shelves on Pins	G2ACC-SHLF5 3 Epoxy Coated Shelves on Pins
G2ACC-SHLF2 3 Epoxy Coated Shelves on Pilasters	G2ACC-SHLF6 3 Epoxy Coated Shelves on Pilasters
G2ACC-SHLF3 3 Chrome Plated Shelves on Pins	G2ACC-SHLF7 3 Chrome Plated Shelves on Pins
G2ACC-SHLF4 3 Chrome Plated Shelves on Pilasters	G2ACC-SHLF8 3 Chrome Plated Shelves on Pilasters

Continued product development may necessitate specification changes without notice. Part No. TR35872 (revised 4/10)

TRAUlsen
4401 BLUE MOUND RD.
PHONE 1 (800) 825-8220
Website: www.traulsen.com

FT. WORTH, TX 76106
FAX-MKTG. 1 (817) 624-4302

