

Project	Quantity	Item #
Model Specified:		CSI Section 11400

Reach-In Even-Thaw Refrigerator/ Self-Contained



Model RET232NUT-FHS

Two Section Reach-In Models, 32" Deep



Stainless Exterior
& Interior

Full Length Door Model RET232NUT-FHS
Half Length Door Model RET232NUT-HHS

The R-Series "N-Width" reach-in Even Thaw Refrigerator is designed especially to thaw frozen food product under safe, temperature controlled conditions. It can be used to thaw both full or partial loads of frozen food product.

This model includes such high quality cabinet features as stainless steel exterior and interior construction, self-closing doors with a stay open feature, and is equipped standard with a full compliment of stainless steel tray slides to accommodate either: one (1) 18" x 26" or two (2) 14" x 18" pans per pair of tray slides.

Standard Product Features

- Stainless Steel Exterior & Interior
- Special Refrigeration System/Patented Air Flow Design Promotes Rapid, Safe Thawing Of Frozen Food Product
- Full or Half Length Stainless Steel Doors With Locks
- Self-Closing Doors With Stay Open Feature At 120 Degrees
- Guaranteed For Life Cam-Lift Hinges
- Guaranteed For Life Horizontal Work Flow Door Handle
- Stainless Steel Breaker Caps
- Twenty Eight (28) #1 Type Tray Slides 4" O.C. (14 per section)
- Automatic Non-Electric Condensate Evaporator
- Exterior Mounted Dial Thermometer
- Magnetic Snap-In Door Gaskets
- 9' Cord & Plug Attached
- Set Of Four (4) 6" High Adjustable Stainless Steel Legs
- One Year Parts And Labor Warranty
- Five Year Compressor Warranty

Options & Accessories

- Set of Four (4) 6" High Casters In Lieu of Legs
- Set of Four (4) 4-5/8" High Casters In Lieu of Legs
- 4-1/2" High Stainless Steel Base In Lieu of Legs
- 6" High Stainless Steel Kickplate
- Stainless Steel Finished Back With Rear Louvers
- Chrome Plated Shelves To Fit Tray Slides
- Re-Hinging Feature
- Decorative Kool Klad Laminate Decor
- Two Year Service/Labor Warranty Available



Listed by Underwriters Laboratories Inc. and classified by Underwriters Laboratories in accordance with ANSI/NSF7.

Approval: _____



TRAULSEN
4401 BLUE MOUND RD.
PHONE 1 (800) 825-8220
Website: www.traulsen.com

FT. WORTH, TX 76106
FAX-MKTG. 1 (817) 624-4302

Project	Quantity	Item #
Model Specified:		CSI Section 11400

Specifications

Construction, Hardware and Insulation

Cabinet exterior, including front, one piece sides, louver assembly and doors are constructed of heavy gauge stainless steel. Cabinet interior and door liners are constructed of stainless steel. Exterior cabinet top, back and bottom are constructed of heavy gauge aluminumized steel. A set of four (4) adjustable 6" high stainless steel legs are included.

Doors are equipped with removable plug cylinder locks and guaranteed for life cam-lift, gravity action, self-closing metal, glide hinges with stay open feature at 120 degrees. Guaranteed for life, work flow door handle is mounted horizontally over recess in door which limits protrusion from door face into aislaways.

Easily removable for cleaning, vinyl magnetic door gasket assures tight door seal. Anti condensate heaters are located behind each door opening.

Cabinet and door contains high density, non-CFC, foamed in place polyurethane insulation.

DIMENSIONAL DATA	RET232NUT
Net capacity cu. ft.	46.0 (1303 cu l)
Length - overall in.	52 $\frac{1}{8}$ (132.4 cm)
Depth - overall in.	35 (88.8 cm)
Depth - over body in.	32 (81.3 cm)
Depth - with door open 90 degrees in.	55 $\frac{3}{4}$ (141.6 cm)
Clear door width in.	21 $\frac{1}{8}$ (53.6 cm)
Clear full-door height in.	57 $\frac{5}{8}$ (146.3 cm)
Clear half-door height in.	27 $\frac{1}{2}$ (69.9 cm)
Height - overall on 6" legs	83 $\frac{1}{4}$ (211.5 cm)
Pan Capacity - 18" x 26"	28
Pan Capacity - 14" x 18"	56
Net Wt. lbs.	560 (254 kg)
ELECTRICAL DATA	
Voltage	115/60/1
Feed wires with Ground	3
Full load amperes	16.0
REFRIGERATION DATA	
Refrigerant	R-404A
BTU/HR H.P. ²	4240 (1/2 HP)

NOTES

NOTE: Figures in parentheses reflect metric equivalents.

- 1= Wattage is determined by listed amps X listed volts X an average run time of 70% for refrigerators and 80% for freezers.
 2= Based on a 90 degree F ambient and 20 degree F evaporator.

Refrigeration System

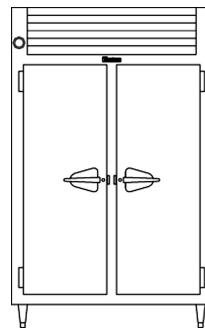
A top mounted, self-contained, balanced refrigeration system using R-404A refrigerant is conveniently located behind the one piece louver assembly. It features a plenum effect blower coil, large, high humidity evaporator coil located outside the food zone, and a top mounted non-electric condensate evaporator. Heaters and fans mounted in the mullion facilitate the Even-Thaw process. Standard operating temperature is 37 to 41°F.

Interior

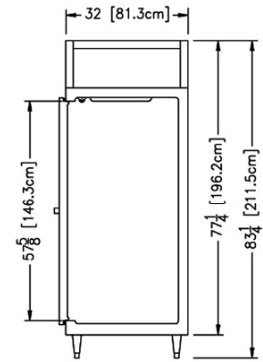
Standard interior arrangements include twenty eight (28) #1 tray slides 4" O.C., fourteen per section. Each pair of tray slides can accommodate either: (1) 18" x 26" or (2) 14" x 18" pans.

Warranties

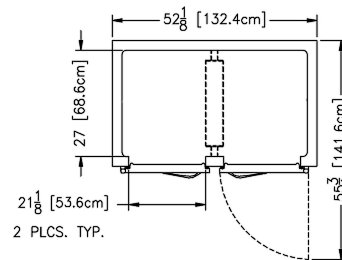
Both a one year parts and labor warranty and a five year compressor warranty (self-contained models only) are provided standard. An optional 2nd year extended parts and labor warranty is also available.



Elevation - RET232NUT



Section - RET232NUT



Plan - RET232NUT



Uses One NEMA 5-20 P Plug

Full load amps and plug style may vary depending on electrical options chosen and condensing unit employed.

REQUIRED CLEARANCES

In order to assure optimum performance, the condensing unit **MUST** have an adequate supply of air for cooling purposes. Therefore, the operating location must either have a minimum of 12" clearance overhead of the condensing unit or allow for unrestricted air flow at the back of the unit. Clearance of at least 12" above is required in order to perform certain maintenance tasks.

NOTE: When ordering please specify: Voltage, Hinging, Door Size, Options and any additional warranties.

Continued product development may necessitate specification changes without notice.
 Part No. TR35805 (revised 4/10)

TRAUlsen
 4401 BLUE MOUND RD.
 PHONE 1 (800) 825-8220
 Website: www.traulsen.com

FT. WORTH, TX 76106
 FAX-MKTG. 1 (817) 624-4302

